

# Toucan<sup>®</sup> 1010

■ **Working height** max. 10.10 m

- Platform capacity  200 kg

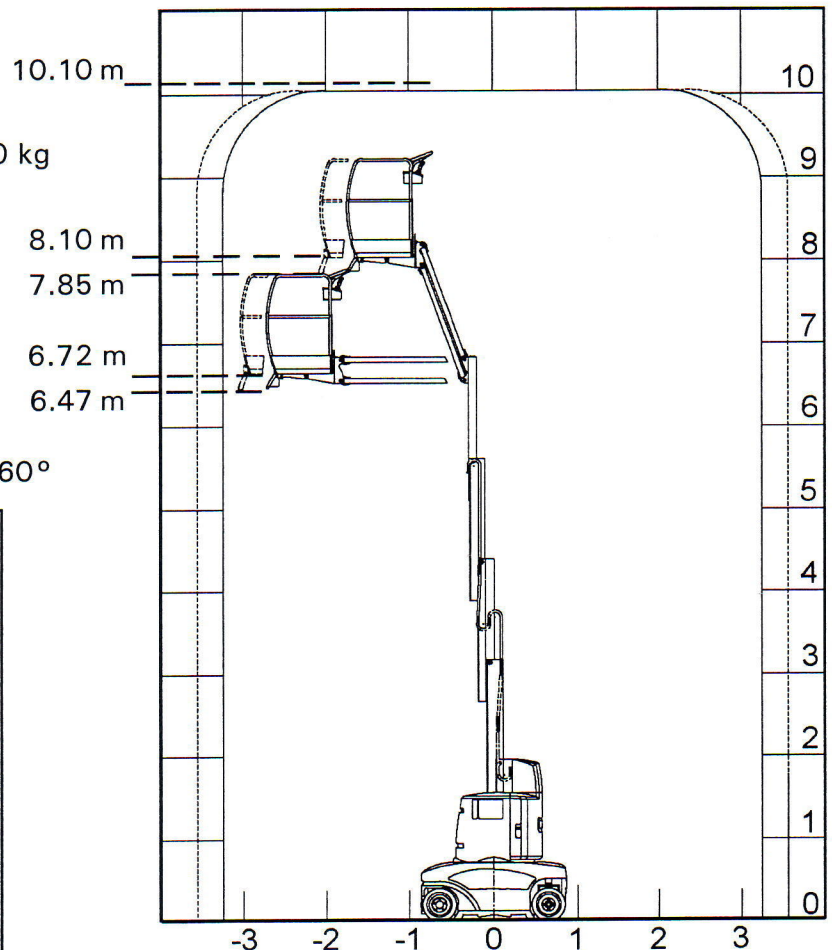
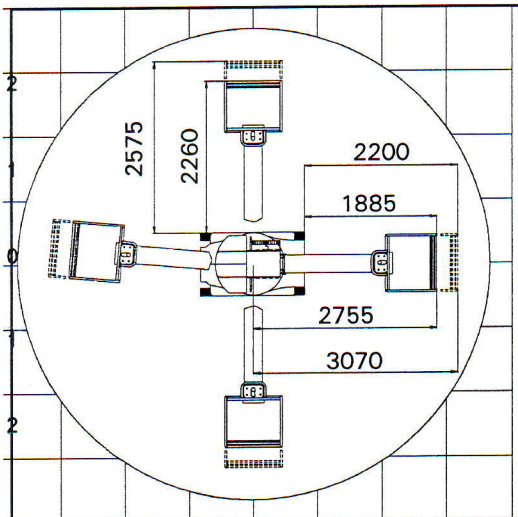
■ **Floor height** max. 8.10 m

- Up and over height 7.85 m

■ **Floor height** with max. outreach 6.72 m

- Up and over height 6.47 m

■ **Orientation** (not continuous) 360°



■ **Turning radius :**

- Inside (half-height) 0 m
- (Full height) 1.78 m
- Outside (half height) 1.75 m
- (Full height) 3.37 m

■ **Outreach** max: 3.12m

■ **Overall dimensions :**

- Height 1.99 m
- Width 0.99 m
- Overall length 2.89 m
- Chassis length 1.74 m
- Platform 0.90x0.70 m
- Weight 3300 kg

■ **Max wind:**

12.5 m/s (45 km/h) 12.5 m/s (45 km/h)

**Standard platform**

**Big aluminium platform**

**1010 I**

0 m	0 m	0 m
1.78 m	1.78 m	1.75 m
1.75 m	1.75 m	1.78 m
3.37 m	3.37 m	3.37 m
3.12 m	3.43 m	3.12 m
1.99 m	1.99 m	1.99 m
0.99 m	0.99 m	1.06 m
2.89 m	3.20 m	2.89 m
1.74 m	1.74 m	1.74 m
0.90x0.70 m	0.90x1.01 m	0.90x0.70 m
3300 kg	3300 kg	2650 kg
12.5 m/s (45 km/h)	12.5 m/s (45 km/h)	0 m/s

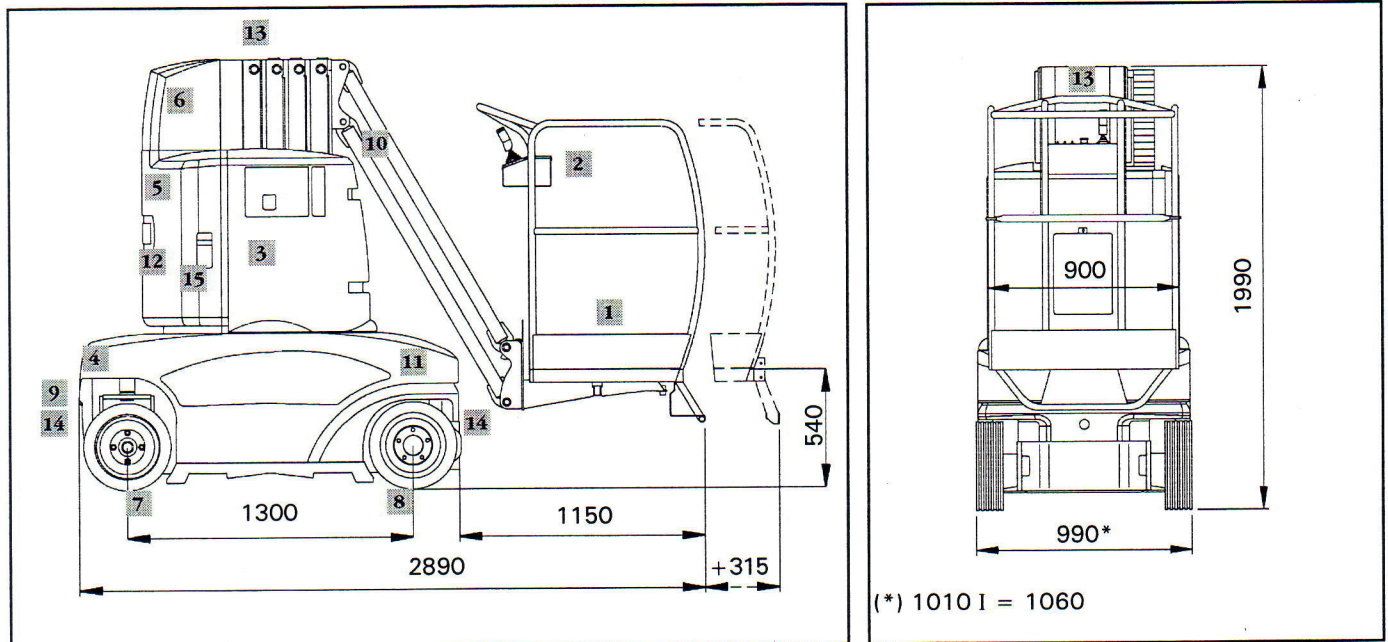
**12** Months parts warranty

**12** Months Labor warranty

**84** Months structural warranty

See manufacturer's warranty for any limitations or restrictions which may apply.

# Toucan<sup>®</sup> 1010



## 1 Platform:

- Capacity 200 kg
- Expanded metal floor
- Dead man pedal
- Tilt alarm (2°)

## 2 Upper Control box :

- Progressive electro-hydraulic controls
- Speed selector
- Battery discharge indicator with power cut-off at 80% discharge
- Horn
- Emergency stop switch
- Default leds

## Lower Controls :

- 3 Lower electrical box  
Emergency stop switch -  
Emergency electrical controls
- 4 Breakdown manual controls

## Power system :

- 5 Battery 24 VDC
- 6 Electronic charger

## Drive system :

- 7 Rear driving wheels
- 8 Front steering wheels
- Speed :  
Platform fully lowered : ..... 0 - 4.00 km/h  
Mast raised : ..... 0 - 0.60 km/h
- Gradeability : .....20%
- Heavy duty press-on tyres
- Automatic parking and emergency brakes
- 9 Parking brakes and wheel motors release valve

## 10 Lifting system :

- Profile steel forklift truck mast type
- Raising by simple effect hydraulic cylinder and lifting leaf chains
- Articulated jib powered by hydraulic cylinder

## Electro-hydraulic system :

- 11 Hydraulic power unit  
Tank / Oil filter
- 12 Counterweight
- 13 Lift rings
- 14 Towing and tie down rings
- 15 Tie down rings

OPTIONS AVAILABLE ON REQUEST