

ZOOMLION

SCISSOR LIFTS

AC SERIES

Comply with CE/ANSI/CSA Standard

HIGHLIGHTS

High Performance

- ▶ AC system offers higher working efficiency
- ▶ IP67 rated waterproof protection on AC wheel motors for longer lifespan

Cost Effectiveness

- ▶ Knuckles lubrication-free and maintenance-free
- ▶ AC motor full lifecycle maintenance-free
- ▶ Swing-out tray easy to service

FEATURES

Standard Features

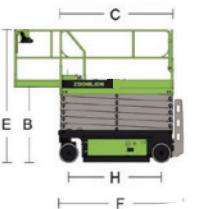
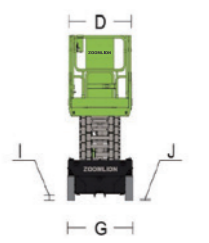
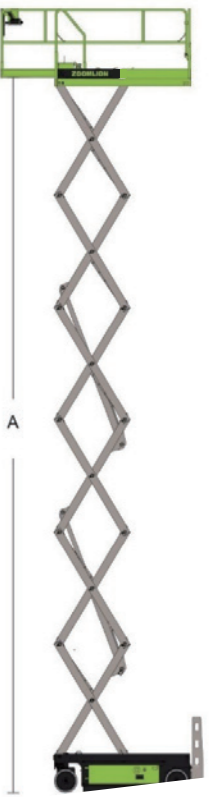
Proportional controls	Active pothole protection system
All motion alarm	Drivable at full height
Fold-down handrails	Hour meter
Flashing beacon	Extension deck (unidirectional)
Self-closing entry gate	Charging protection system
Autobrake system	Scissor maintenance prop
Emergency descent system	Forklift pockets
Emergency stop button	Load sensing system
On-board diagnostic	AC power to platform
Over tilt protective system	Horn

Accessories & Options

- ▶ Platform work lights
- ▶ Air line to platform
- ▶ Overhead protection bar



Model	ZS0608AC	ZS0607ACW	ZS0607AC	ZS0808AC	ZS0812AC	ZS1008AC	ZS1012AC	ZS1212AC	ZS1414AC
	Metric	Metric	Metric	Metric	Metric	Metric	Metric	Metric	Metric
Size									
Work Height (Indoor/Outdoor)	7.5m/7m	7.8m	7.80m/6.40m	10.00m/7.80m	10.00m	12.00m/9.00m	11.80m	13.80m/10.00m	15.70m/10.50m
A - Platform Height-Elevated (Indoor/Outdoor)	5.5m/5m	5.8m	5.80m/4.40m	8.00m/5.80m	8.00m	10.00m/7.00m	9.80m	11.80m/8.00m	13.70m/8.50m
B - Platform Height-Stowed	0.89m	1.05m	1.05m	1.26m	1.26m	1.39m	1.39m	1.52m	1.54m
C - Platform Length	1.43m	1.65m	1.65m	2.30m	2.30m	2.30m	2.30m	2.30m	2.67m
D - Platform Width	0.76m	0.74m	0.74m	0.81m	1.12m	0.81m	1.12m	1.12m	1.12m
Platform Extension	0.6m	0.91m	0.91m	0.91m	0.91m	0.91m	0.91m	0.91m	0.91m
E - Overall Height (Rails Up)	2m	2.20m	2.20m	2.40m	2.40m	2.53m	2.53m	2.66m	2.68m
Overall Height (Rails Down)	1.79m	1.79m	1.79m	1.90m	1.73m	2.03m	2.00m	2.00m	2.00m
F - Overall Length	1.44m	1.85m	1.85m	2.49m	2.49m	2.49m	2.49m	2.49m	2.87m
G - Overall Width	0.81m	0.81m	0.76m	0.81m	1.15m	0.81m	1.15m	1.15m	1.40m
H - Wheelbase	1.13m	1.37m	1.37m	1.85m	1.85m	1.85m	1.85m	1.85m	2.22m
I - Ground Clearance (Stowed)	0.06m	0.06m	0.06m	0.11m	0.11m	0.11m	0.11m	0.11m	0.11m
J - Ground Clearance (Raised)	0.016m	0.016m	0.016m	0.02m	0.02m	0.02m	0.02m	0.02m	0.02m
Performance									
Platform Capacity	230kg	230kg	230kg	230kg	450kg	250kg	350kg	350kg	350kg
Capacity on Deck Extension	113kg	113kg	113kg	113kg	113kg	113kg	113kg	113kg	113kg
Max. Number of Workers (Indoor/Outdoor)	2/1	2/1	2/1	2/1	2/1	2/1	2/1	3/1(CE) 2/1(ANSI)	
Drive Speed (Stowed)	4km/h	4km/h	4km/h	4km/h	4km/h	4km/h	4km/h	4km/h	4km/h
Drive Speed (Raised)	0.8km/h	0.8km/h	0.8km/h	0.8km/h	0.8km/h	0.8km/h	0.8km/h	0.8km/h	0.8km/h
Turning Radius (Inside)	0.1m	0.1m	0.1m	0.1m	0.1m	0.1m	0.1m	0.1m	0.1m
Turning Radius (Outside)	1.6m	1.6m	1.6m	2.1m	2.2m	2.1m	2.2m	2.2m	2.6m
Lifting Motor	24V/3.75KW	24V/3.3KW	24V/3.3KW	24V/3.3KW	24V/3.3KW	24V/3.3KW	24V/3.3KW	24V/3.3KW	24V/3.3KW
Drive Motor	24V/2x0.65KW	24V/2x0.6KW	24V/2x0.6KW	24V/2x0.7KW	24V/2x0.7KW	24V/2x0.7KW	24V/2x0.7KW	24V/2x0.7KW	24V/2x0.7 KW
Up/Down Time	20s/25s	20s/24s	20s/24s	31s/40s	31s/40s	35s/42s	60s/35s	62s/42s	88/60s
Gradeability	25%(14°)	25%(14°)	25%(14°)	25%(14°)	25%(14°)	1.5°/3°	25%(14°)	25%(14°)	25%(14°)
Max. Working Slope (Lateral/Vertical)	1.5°/3°	1.5°/3°	1.5°/3°	1.5°/3°	2°/3°	2°/3°	1.5°/3°	1.5°/3°	1.5°/3°
Control	Proportional Control	Proportional Control	Proportional Control	Proportional Control	Proportional Control	Proportional Control	Proportional Control	Proportional Control	Proportional Control
Drive	Rear Wheels	Front Wheels	Front Wheels	Front Wheels	Front Wheels	Front Wheels	Front Wheels	Front Wheels	Front Wheels
Brake	Rear Wheels	Front Wheels	Front Wheels	Front Wheels	Front Wheels	Front Wheels	Front Wheels	Front Wheels	Front Wheels
Tire	Ø280mm x76mm	Ø323mm x100mm	Ø323mm x100mm	Ø381mm x127mm	Ø381mm x127mm	Ø381mm x127mm	Ø381mm x127mm	Ø381mm x127mm	Ø381mm x127mm
Power									
Battery	2x12V/120Ah (TIANNENG)	4x12V/172Ah (TIANNENG)	4x12V/172Ah (TIANNENG)	4x12V/172Ah (TIANNENG)	4x6V/200Ah (TIANNENG)	4x6V/200Ah (TIANNENG)	4x6V/200Ah (TIANNENG)	4x6V/200Ah (TIANNENG)	4x6V/200Ah (TIANNENG)
Charger	24V/15A	24V/30A	24V/30A	24V/30A	24V/30A	24V/30A	24V/30A	24V/30A	24V/30A
Weight									
Gross	1060kg	1620kg	1455kg	2090kg	2550kg	2930kg	2930kg	3000kg	3310kg



ACCESS WITH ZOOMLION GREEN



AJ Access Platforms Ltd, Pill Way, Severn Bridge Industrial Estate,
Caldicot Monmouthshire, NP26 5PU, UK
Phone: +44 (0) 1291 421 155
Email: info@accessplatforms.com, sales@accessplatforms.com
Web: www.accessplatforms.com

[Get Pricing](#)

