

ZOOMLION MICRO SCISSOR LIFTS

Comply with CE/ANSI/CSA Standard

HIGHLIGHTS

High Performance

- ▶ Efficient electric direct drive system
- ▶ Compact dimensions ideal for low and tight access applications
- ▶ Lightweight only 1975lb/895kg
- ▶ Climbing up 30 percent grade slopes in a stowed position
- ▶ A maximum work height of 21ft 4in/6.5m

Cost-Effectiveness

- ▶ Modularized and unitized parts design ideal for maintenance
- ▶ Drawer type tray easy to service
- ▶ Robust & build to last, reliable, and safe

FEATURES

Standard Features

| | |
|----------------------------------|---------------------------------|
| Proportional controls | On-board diagnostic |
| All motion alarm | Over tilt protective system |
| Fold-down handrails | Forklift pockets |
| Flashing amber beacon | Drivable at full height |
| Self-closing entry gate | Hour meter |
| Active pothole protection system | Extension deck (unidirectional) |
| Autobrake system | Charging protection system |
| Emergency descent system | Scissor maintenance prop |
| Emergency stop button | Load sensing system |
| Maintenance-free battery | AC power to platform |
| Horn | |

Accessories & Options

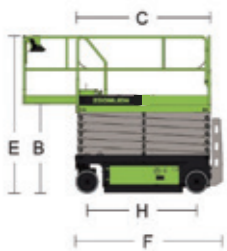


- ▶ Platform work lights
- ▶ Air line to platform
- ▶ Overhead protection bar
- ▶ Low-temperature hydraulic oil



ACCESS WITH ZOOMLION GREEN



| Model | ZS0407DC | | ZS0407DC-Li | |
|---|------------------------|-----------------|------------------------|-----------------|
| | Imperial | Metric | Imperial | Metric |
| Size | | | | |
| Work Height | 21ft 4in/ 18ft 5in | 6.5m/5.6m | 21ft 4in/ 18ft 5in | 6.5m/5.6m |
| A-Platform Height-Elevated | 14ft 9in/ 11ft 10in | 4.5m/3.6m | 14ft 9in/ 11ft 10in | 4.5m/3.6m |
| B-Platform Height-Stowed | 3ft 1in | 0.95m | 3ft 1in | 0.95m |
| C-Platform Length | 4ft 3in | 1.29m | 4ft 3in | 1.29m |
| D-Platform Width | 2ft 4in | 0.7m | 2ft 4in | 0.7m |
| Platform Extension | 2ft | 0.6m | 2ft | 0.6m |
| E-Overall Height (Rails Up) | 6ft 9in | 2.05m | 6ft 9in | 2.05m |
| Overall Height (Rails Down) | 5ft 7in | 1.7m | 5ft 7in | 1.7m |
| F-Overall Length | 4ft 9in | 1.44m | 4ft 9in | 1.44m |
| G-Overall Width | 2ft 6in | 0.76m | 2ft 6in | 0.76m |
| H Wheelbase | 3ft 5in | 1.05m | 3ft 5in | 1.05m |
| I-Ground Clearance (Stowed) | 2.4in | 0.06m | 2.4in | 0.06m |
| J-Ground Clearance(Raised) | 0.65in | 0.017m | 0.65in | 0.017m |
| Performance | | | | |
| Platform Capacity | 530lb | 240kg | 530lb | 240kg |
| Capacity on Deck Extension | 220lb | 100kg | 220lb | 100kg |
| Max. Number of Workers (Indoor/Outdoor) | 2/1 | | 2/1 | |
| Drive Speed (Stowed) | 2.5mph | 4km/h | 2.5mph | 4km/h |
| Drive Speed (Raised) | 0.5mph | 0.8km/h | 0.5mph | 0.8km/h |
| Turning Radius (Inside) | 1ft 4in | 0.4m | 1ft 4in | 0.4m |
| Turning Radius (Outside) | 5ft 3in | 1.6m | 5ft 3in | 1.6m |
| Lifting Motor | 24V/1.2KW | | 24V/1.2KW | |
| Drive Motor | 2x0.45KW | | 2x0.45KW | |
| Up/Down Time | 23/25s | | 23/25s | |
| Gradeability | 30%(17°) | | 30%(17°) | |
| Max. Working Slope(Lateral/Vertical) | 1.5°/3 | | 1.5°/3 | |
| Control | Proportional Control | | Proportional Control | |
| Drive | Rear Wheels | | Rear Wheels | |
| Brake | Rear Wheels | | Rear Wheels | |
| Tire | φ9inx3in | φ230mm× 80mm | φ9inx3in | φ230mm× 80mm |
| Power | | | | |
| Battery | 2×12V/86Ah (TIANNENG) | | 72Ah Li-ion Battery | |
| Charger | 24V/15A | | 24V/15A | |
| Weight | | | | |
| Gross | 1975lb | 895kg | 1975lb | 895kg |



AJ Access Platforms Ltd, Pill Way, Severn Bridge Industrial Estate,
Caldicot Monmouthshire, NP26 5PU, UK
Phone: +44 (0) 1291 421 155
Email: info@accessplatforms.com, sales@accessplatforms.com
Web: www.accessplatforms.com

[Get Pricing](#)

