

# ACCESS WITH ZOOMLION GREEN

Full-Electric Scissor Lifts **100% ELECTRIC, ZERO LEAK**

## HIGHLIGHTS

### Full-electric Drive

- ▶ 100% electric drive, no hydraulic system, no hydraulic oil leak
- ▶ IP67 protective grade of traveling motor offers longer lifespan
- ▶ No leak, Zero emission, Greener, adapt to working conditions with strict environmental requirement

### Cost Effectiveness

- ▶ Knuckles lubrication-free and maintenance-free
- ▶ Brushless DC lifting motor, maintenance-free
- ▶ Drawer type tray easy to service

### Intelligent Connectivity

- ▶ Energy recovery device, working time per shift improving by 15%
- ▶ Load weighing system with high accuracy, error within 5%
- ▶ Real-time lifting height display, error within 3%



## FEATURES

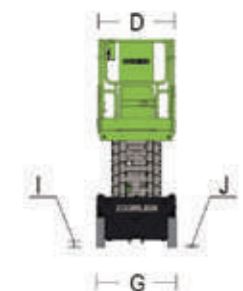
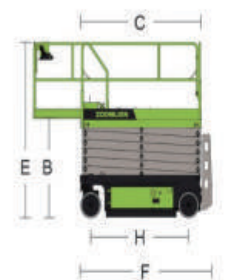

### Standard

- ▶ Full electric drive
- ▶ All motion alarm
- ▶ Fold-down handrails
- ▶ Flashing beacon
- ▶ Self-closing entry gate
- ▶ Active pothole protection system
- ▶ Load sensing system
- ▶ Height display
- ▶ Autobrake system
- ▶ Emergency descent system
- ▶ Emergency stop button
- ▶ On-board diagnostic
- ▶ Over tilt protective system
- ▶ Forklift pockets
- ▶ AC power to platform

### Accessories & Options

- ▶ Platform work lights
- ▶ Airline to platform

Model	ZS0407E		ZS0607E	
	Imperial	Metric	Imperial	Metric
<b>Size</b>				
Work Height(indoor/outdoor)	20ft 4in/18ft 5in	6.2m/5.6m	25ft 7in/20ft 12in	7.8m/6.4m
A - Platform Height-Elevated(indoor/outdoor)	13ft 9in/11ft 10in	4.2m/3.6m	19ft /14ft 5in	5.8m/4.4m
B - Platform Height-Stowed	3ft 1in	0.95m	3ft 5in	1.05m
C - Platform Length	4ft 3in	1.29m	5ft 5in	1.65m
D - Platform Width	2ft 4in	0.7m	2ft 5in	0.74m
Platform Extension	2ft	0.6m	3ft	0.91m
E - Overall Height (Rails Up)	6ft 9in	2.05m	7ft 3in	2.20m
Overall Height (Rails Down)	5ft 7in	1.7m	5ft 10in	1.79m
F - Overall Length	4ft 9in	1.44m	6ft 1in	1.85m
G - Overall Width	2ft 6in	0.76m	2ft 6in	0.76m
H - Wheelbase	3ft 5in	1.05m	4ft 6in	1.37m
I - Ground Clearance (Stowed)	2.4in	0.06m	2.4in	0.06m
J - Ground Clearance (Raised)	0.65in	0.017m	0.65in	0.016m
<b>Performance</b>				
Platform Capacity	530lb	240kg	510 lb	230kg
Capacity on Deck Extension	220lb	100kg	250 lb	113kg
Max. Number of Workers(indoor/outdoor)	2/1		2/1	
Drive Speed (Stowed)	2.5mph	4km/h	2.5mph	4km/h
Drive Speed (Raised)	0.5mph	0.8km/h	0.5mph	0.8km/h
Turning Radius (Inside)	1ft 4in	0.4m	4in	0.1m
Turning Radius (Outside)	5ft 3in	1.6m	5ft 3in	1.6m
Lifting Motor	24V/1.2KW		24V/1.8KW	
Drive Motor	2x0.45KW		2x0.65KW	
Up/Down Time	25s/25s		25s/25s	
Gradeability	30%(17°)		25%(14°)	
Max. Working Slope (Lateral/Vertical)	1.5°/3°		1.5°/3°	
Drive	Rear Wheels		Front Wheels	
Brake	Rear Wheels		Front Wheels	
Tire	Ø9in×3in	Ø230mm×80mm	Ø13in×4in	Ø323mm×100mm
<b>Power</b>				
Battery	2×12V/86Ah (TIANNENG)		4×12V/172Ah (TIANNENG)	
Charger	24V/15A		24V/30A	
<b>Weight</b>				
Gross	2028lb	920kg	3210lb	1455kg



ACCESS WITH ZOOMLION GREEN



AJ Access Platforms Ltd, Pill Way, Severn Bridge Industrial Estate,  
Caldicot Monmouthshire, NP26 5PU, UK  
Phone: +44 (0) 1291 421 155  
Email: info@accessplatforms.com, sales@accessplatforms.com  
Web: www.accessplatforms.com

[Get Pricing](#)

