

ZOOMLION

ELECTRIC TELESCOPIC BOOM LIFTS

ZT22JE/ZT26JE

Comply with CE/ANSI/CSA Standard

- Zero Emission Low Noise
- 300/454 kg Dual Capacity
- 24° Gradeability
- 4WD

HIGHLIGHTS

- ▶ Customized lithium-ion battery features green, environmental protection, lownoise and zero-emission, ideal for construction and plant maintenance.
- ▶ lithium-ion batteries combined with excellent energy management system provide longer running time.
- ▶ Low-temperature regenerative current control and power self-adaptive control effectively improve the safety of Li-ion battery and greatly prolong the batteries service life of at least 10%.
- ▶ Provide a variety of standard charging plugs and 10A/16A/32A multi-power optional charging mode featuring strong charging adaptability.
- ▶ Brand-new appearance with lightweight GFRP composite material hood and integrally formed coating features anti-corrosion, heat preservation, aging resistance and easy cleaning.
- ▶ Assembled large-opening component box, open-close hood, and a variety of reserved inspection hole easy to service.
- ▶ Accurate and efficient traveling AC drive system provides strong power and stable control. Gradeability reaches 45% and motor is maintenance-free for its lifetime.

FEATURES

Standard Features

- | | | |
|-------------------------|----------------------------|------------------------|
| Horn | Emergency descent system | Tilt protection system |
| Proportional control | Emergency stop button | Oscillating axle |
| All motion alarm | Secondary Guarding System | Load sensing system |
| Flashing beacon | Auto-leveling system | 4.3' Led display |
| Self-closing entry gate | On-board diagnostic system | Swing-out engine tray |

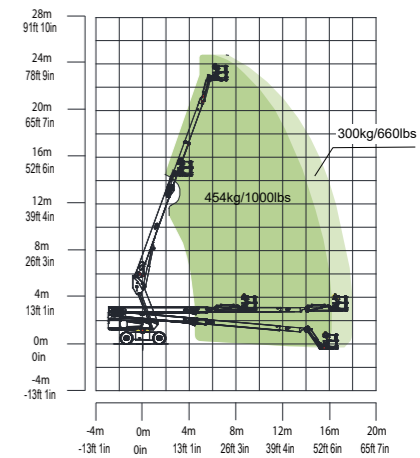
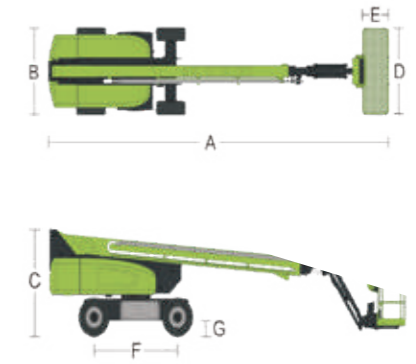
Accessories & Options

- | | |
|----------------------|---------------------------------------|
| Platform work light | Low-temperature hydraulic oil |
| AC power to platform | Synthetic biodegradable hydraulic oil |
| Air line to platform | Non-marking tire |

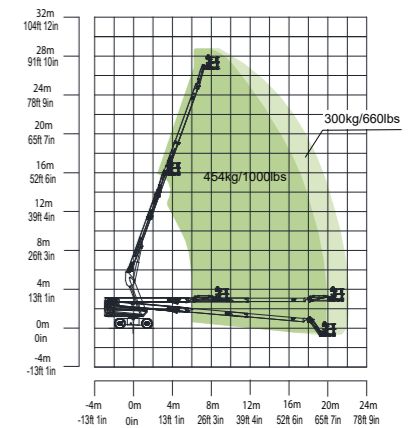
ACCESS WITH ZOOMLION GREEN



Model	ZT26JE		ZT22JE	
Size				
	Imperial	Metric	Imperial	Metric
Work Height	94ft 2in	28.70m	80ft 1in	24.40m
Platform Height	87ft 7in	26.70m	73ft 6in	22.40m
Horizontal Outreach	82ft 6in	22.1m	58ft 9in	17.9m
A - Stowed Length	39ft 1in	11.91m	33ft 10in	10.3m
B - Stowed Width	8ft 2in	2.49m	8ft 2in	2.49m
C - Stowed Height	9ft 3in	2.82m	9ft 1in	2.76m
D - Platform Length	8ft	2.44m	8ft	2.44m
E - Platform Width	3ft	0.91m	3ft	0.91m
Jib Length	6ft	1.83m	6ft	1.83m
F - Wheelbase	9ft 2in	2.80m	8ft 3in	2.52m
Tread	6ft 11in	2.49m	6ft 12in	2.49m
G - Ground Clearance	1ft 4in	0.41m	1ft 4in	0.41m
Performance				
Platform Capacity (Unrestricted/Restricted)	660/1000lb	300/454kg	660/1000lb	300/454kg
Drive Speed (Stowed)	3.42mph	5.5km/h	3.42mph	5.5km/h
Gradeability	45% (24°)		45% (24°)	
Turning Radius (Inside)	10ft 2in	3.11m	8ft 11in	2.72m
Turning Radius (Outside)	20ft 3in	6.16m	18ft 4in	5.58m
Turntable Swing	360°continuous		360°continuous	
Platform Rotation	±90°		±90°	
Tail Swing	5ft 3in	1.61m	5ft 3in	1.61m
Jib Rotation	130° (-55°~75°)		130° (-55°~75°)	
Max. Wind Speed	28mph	12.5m/s	28mph	12.5m/s
Power				
Battery	80V		80V	
Charger	5KW/80V		5KW/80V	
Drive Motor	5.2KW		4.2KW	
Lifting Motor	30KW		21KW	
Auxiliary Power	12V DC		12V DC	
Hydraulic Tank	32 US gal	120L	32 US gal	120L
Tire				
Type	15-625 Foam-filled Tires 385/65-24 Solid Tires		355/55-24.5 Foam-filled Tires 355/55 D625 Solid Tires	
Weight				
Gross	39462lb	17600kg	29101lb	13200kg



Range of Motion ZT22JE



Range of Motion ZT26JE

AJ Access Platforms Ltd, Pill Way, Severn Bridge Industrial Estate,
Caldicot Monmouthshire, NP26 5PU, UK
Phone: +44 (0) 1291 421 155
Email: info@accessplatforms.com, sales@accessplatforms.com
Web: www.accessplatforms.com

Get Pricing

