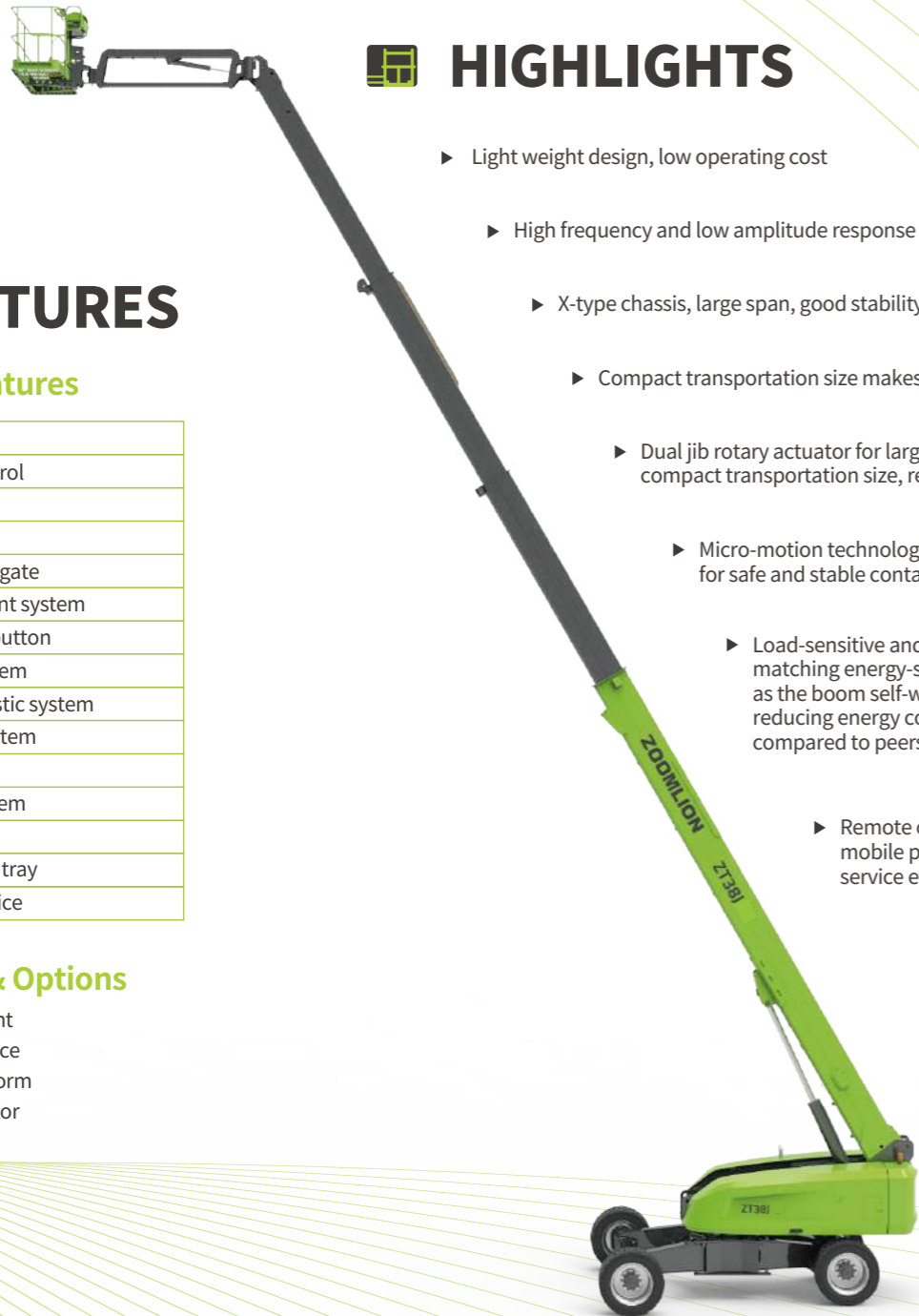


ZOOMLION TELESCOPIC BOOM LIFTS ZT38J/ZT42J

Comply with CE Standard



HIGHLIGHTS

- ▶ Light weight design, low operating cost
- ▶ High frequency and low amplitude response control with buffer
- ▶ X-type chassis, large span, good stability on slope
- ▶ Compact transportation size makes it available for container
- ▶ Dual jib rotary actuator for large work range, folded jib for compact transportation size, reducing transporting cost
- ▶ Micro-motion technology of container transport for safe and stable container shipping
- ▶ Load-sensitive and engine condition matching energy-saving technology, as well as the boom self-weight lowering function, reducing energy consumption by 18% compared to peers
- ▶ Remote controller upgrade and mobile parameter adjustment, high service efficiency

FEATURES

Standard Features

Horn
Proportional control
All motion alarm
Flashing beacon
Self-closing entry gate
Emergency descent system
Emergency stop button
Auto-leveling system
On-board diagnostic system
Tilt protection system
Oscillating axle
Load sensing system
4.3' Led display
Swing-out engine tray
Anti-crushing device

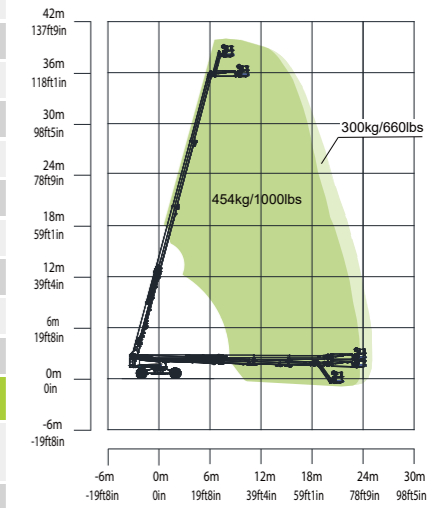
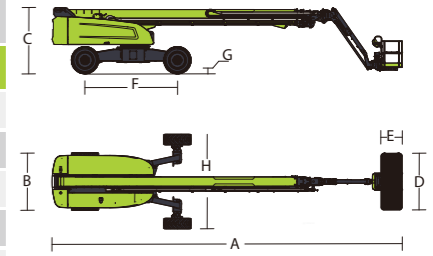
Accessories & Options

- ▶ Platform work light
- ▶ Anti-collision device
- ▶ AC power to platform
- ▶ Hydraulic generator

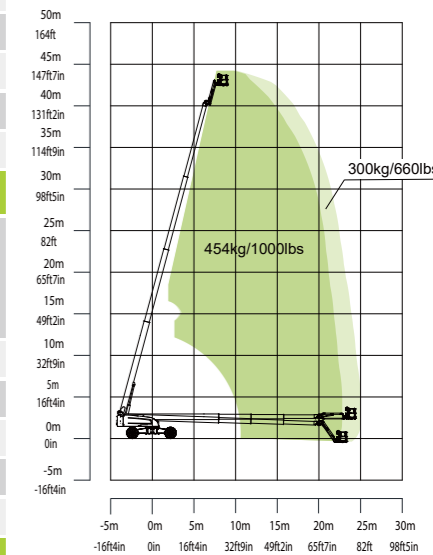
ACCESS WITH ZOOMLION GREEN



Model	ZT38J		ZT42J	
	Imperial	Metric	Imperial	Metric
Size				
Work Height	131ft 7in	40.1m	144ft 4in	44m
Platform Height	125ft	38.1m	137ft 10in	42m
Horizontal Outreach	82ft	25m	82ft	25m
A - Stowed Length	49ft 1in	14.95m	53ft 3in	16.22m
Length (in container)	39ft	11.9m	42ft 2in	13.16m
B - Stowed Width	8ft 1in	2.46m	8ft 1in	2.46m
H - Width (working)	13ft 4in	4.07m	13ft 4in	4.07m
Width (in container)	7ft 3in	2.22m	7ft 3in	2.22m
C - Stowed Height	9ft 5in	2.86m	9ft 5in	2.86m
Height (in container)	8ft 4in	2.54m	8ft 4in	2.54m
D - Platform Length	8ft	2.44m	8ft	2.44m
E - Platform Width	3ft	0.91m	3ft	0.91m
F - Wheelbase (stowed)	13ft 7in	4.15m	13ft 7in	4.15m
Wheelbase (working)	12ft 6in	3.81m	12ft 6in	3.81m
Tread	8ft 1in/13ft 4in	2.46/4.07m	8ft 1in/13ft 4in	2.46/4.07m
G - Ground Clearance	1ft 4in	0.4m	1ft 4in	0.4m
Performance				
Platform Capacity (Unrestricted/Restricted)	660/1000lb	300/454kg	660/1000lb	300/454kg
Drive Speed (Stowed)	3.1mph	5km/h	3.1mph	5km/h
Gradeability	45% (24°)		45% (24°)	
Turning Radius (Inside/Outside)	8ft 2in/18ft 6in	2.5/5.65m	8ft 2in/18ft 6in	2.5/5.65m
Turntable Swing	360° continuous		360° continuous	
Platform Rotation	±90°		±90°	
Tail Swing	4ft 4in	1.33m	5ft 6in	1.67m
Jib (Range of Articulation)	130°(-55°~75°)		130°(-55°~75°)	
Max. Wind Speed	28mph	12.5m/s	28mph	12.5m/s
Power				
Engine	Kubota V2607 (Stage V) Kubota (Stage III)		Kubota V2607 (Stage V) Kubota (Stage III)	
Fuel Tank Capacity	52.8gal	200L	52.8gal	200L
Control Voltage	12V DC		12V DC	
Hydraulic Tank Capacity	66gal	250L	66gal	250L
Drive Mode	4WD		4WD	
Steering Mode	Four wheels/Front wheel/Crab		Four wheels/Front wheel/Crab	
Tire				
Type	Foam-filled Tires		Foam-filled Tires	
Weight				
Gross	46077lb	20900kg	48612lb	22050kg



Range of Motion ZT38J



Range of Motion ZT42J

AJ Access Platforms Ltd, Pill Way, Severn Bridge Industrial Estate,
Caldicot Monmouthshire, NP26 5PU, UK
Phone: +44 (0) 1291 421 155
Email: info@accessplatforms.com, sales@accessplatforms.com
Web: www.accessplatforms.com

Get Pricing

