

# ZOOMLION

## ZS3246DC-Li/ZS1012DC-Li

### LI-ION BATTERY POWERED SCISSOR LIFT



## FEATURES

### Standard Features

- BMS (Battery Management System)
- Proportional controls
- All motion alarm
- Fold-down handrails
- Flashing amber beacon
- Self-closing entry gate
- Autobrake system
- Emergency descent system
- Emergency stop button
- Load sensing system
- Horn
- On-board diagnostic
- Over tilt protective system
- Active pothole protection system
- Drivable at full height
- Hour meter
- Extension deck (unidirectional)
- Charging protection system
- Scissor maintenance prop
- Forklift pockets
- Load sensing system
- AC power to platform

### Accessories & Options

- Platform work lights
- Air line to platform
- Overhead protection bar

## HIGHLIGHTS

### High Performance

- 5-year warranty for Li-ion battery
- Maintenance-free and durable Li-ion battery with a triple longer lifetime than traditional
- Quick-charge technology save time
- Preheating function built-in for cold weather regions
- Smart Battery Management System (BMS) guarantees safety power

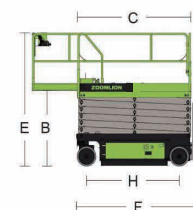


**ACCESS WITH ZOOMLION GREEN**



# ZOOMLION

## ZS3246DC-Li/ZS1012DC-Li

Model	ZS3246DC-Li/ZS1012DC-Li
<b>Size</b>	
Work Height	38ft 9in (11.80m)
A-Platform Height-Elevated	32ft 2in (9.80m)
B-Platform Height-Stowed	4ft 7in (1.39m)
C-Platform Length	7ft 7in (2.30m)
D-Platform Width	3ft 8in (1.12m)
Platform Extension	3ft (0.91m)
E-Overall Height (Rails Up)	8ft 4in (2.53m)
Overall Height (Rails Down)	6ft 7in (2m)
F-Overall Length	8ft 2in (2.49m)
G-Overall Width	3ft 9in (1.15m)
H Wheelbase	6ft 1in (1.85m)
I-Ground Clearance (Stowed)	4.5in (0.11m)
J-Ground Clearance (Raised)	0.75in (0.02m)
<b>Performance</b>	
Platform Capacity	770lb (350kg)
Capacity on Deck Extension	250lb (113kg)
Max. Number of Workers	Indoor: 2 Outdoor: 1
Drive Speed (Stowed)	2.5mph (4km/h)
Drive Speed (Raised)	0.5mph (0.8km/h)
Turning Radius (Inside)	4in (0.1m)
Turning Radius (Outside)	7ft 3in (2.2m)
Lifting Motor	24V/4.5KW
Drive Motor	24V/2x0.75KW
Up/Down Time	60s/35s
Gradeability	25% (14°)
Max. Working Slope (Lateral/Vertical)	1.5°/3°
Control	Proportional Control
Drive	Front Wheels
Brake	Front Wheels
Tire	Ø15inx5in (Ø381mmx127mm)
<b>Power</b>	
Battery	230Ah Li-ion
Charger	24V/30A
Charger (Option)	24V/60A
Gross	6460lb (2930kg)



AJ Access Platforms Ltd, Pill Way, Severn Bridge Industrial Estate,  
 Caldicot Monmouthshire, NP26 5PU, UK  
 Phone: +44 (0) 1291 421 155  
 Email: info@accessplatforms.com, sales@accessplatforms.com  
 Web: www.accessplatforms.com

[Get Pricing](#)

