

# nifty

# SD210

## SELF DRIVE ACCESS PLATFORM



**21.30m (70ft)**  
Working height

**12.60m (41ft 6in)**  
Working outreach

**4 Wheel Drive**  
Maximising traction  
over rough terrain

**4 Wheel Steer**  
Superior manoeuvrability on site

**Independent Suspension**  
For fast comfortable  
positioning on site

**Platform Rotation  
& Fly-Boom**  
Improved access to applications

**Turf Tyres**  
Minimise disruption to  
sensitive grass surfaces



**niftylift.com**




# nifty SD210

The Nifty **SD210** is the ultimate combination of our trailer mounted and self propelled product ranges. With full independent suspension and 4 wheel drive, the **SD210** can cope with a wide range of working environments and still offers the same impressive reach as the **Height Rider 21**. Low weight design makes it economical and quick to transport and 4 wheel steer gives the operator enormous flexibility to manoeuvre once on site. Excellent gradeability coupled with a good travel speed allow the **SD210** to be positioned and set up quickly, allowing the operator to spend more of their time working.

## SAFETY FEATURES

- Pressure sensitive outriggers
- Audible & visual alarms
- Dual controls (platform & base)
- Manual descent with hand-pump
- Lock valves on all hydraulic cylinders
- CE Mark



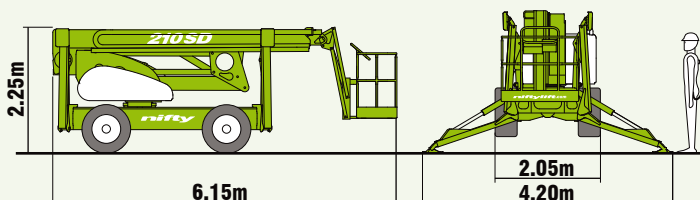
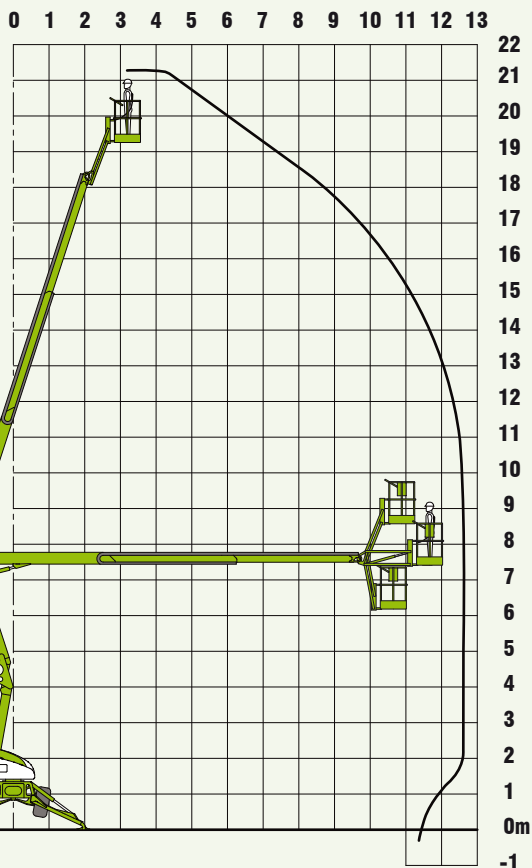
The extra manoeuvrability available from the 4 wheel steer option coupled with the special "Turf Tyres" make the **SD210** ideal for working on sensitive surfaces such as grass.

## SPECIFICATIONS

<b>Working Height</b>	21.30m	70ft
<b>Platform Height</b>	19.30m	63ft 6in
<b>Working Outreach</b>	12.60m	41ft 6in
<b>Slew</b>	360°	
<b>Fly-Boom Arc</b>	150°	
<b>Width - Travelling</b>	2.05m	6ft 9in
<b>- Working</b>	4.20m	13ft 9in
<b>Height</b>	2.25m	7ft 5in
<b>Length</b>	6.15m	20ft 2in
<b>Minimum Weight</b>	3,950kg*	8,700lbs*
<b>Turning Radius - Outside</b>	3.50m	11ft 6in
<b>Platform Rotation</b>	100°	
<b>Platform Capacity</b>	225kg	500lbs
<b>Platform Size</b>	1.50m x 0.70m	4ft 11in x 2ft 4in
<b>Drive Speed</b>	7.5 kph	4.7 mph
<b>Gradeability</b>	45%	
<b>Control System</b>	Fully proportional hydraulic	
<b>Power System</b>	Kubota 1505 32Hp	

\* Weights may vary according to specification, please confirm before ordering.

Due to a policy of continuing development and improvement, Niftylift reserves the right to change any specification without notice. Please confirm exact specification before ordering.



**AJ Access Platforms Ltd**  
 Pill Way, Severn Bridge Industrial Estate,  
 Caldicot Monmouthshire, NP26 5PU, UK  
 Phone: +44 (0) 1291 421 155  
 Email: [info@accessplatforms.com](mailto:info@accessplatforms.com), [sales@accessplatforms.com](mailto:sales@accessplatforms.com)  
 Web: [www.accessplatforms.com](http://www.accessplatforms.com)

IS-08

**Manufacturers of trailer mounted,  
 self propelled and vehicle mounted platforms.**



**NIFTYLIFT LTD**  
 Fingle Drive  
 Stonebridge  
 Milton Keynes  
 MK13 0ER  
 England  
[www.niftylift.com](http://www.niftylift.com)

e-mail: [info@niftylift.com](mailto:info@niftylift.com)  
 Tel.: +44 (0)1908 223456  
 Fax: +44 (0)1908 312733