

Specifications

Models	Z-45 XC	
Measurements	Metric	US
Working height maximum*	15.86 m	51 ft 6 in
Platform height maximum	13.86 m	45 ft 6 in
Horizontal reach maximum	7.55 m	24 ft 9 in
Up and over clearance maximum	7.44 m	24 ft 5 in
A Platform length	0.76 m	2 ft 6 in
B Platform width	1.83 m	6 ft
C Height - stowed	2.25 m	7 ft 4 in
D Length - stowed	6.66 m	21 ft 10 in
E Width	2.29 m	7 ft 6 in
F Wheelbase	2.03 m	6 ft 8 in
G Ground clearance - center	0.37 m	1 ft 2.5 in

Productivity

Lift capacity	300/454 kg	660/1,000 lb
Platform rotation	160°	160°
Vertical jib rotation	135°	135°
Turntable rotation	355° non-continuous	
Turntable tailswing	zero	zero
Drive speed - stowed	7.24 km/h	4.5 mph
Drive speed - raised**	0.98 km/h	0.61 mph
Gradeability - 4WD - stowed***	45%	45%
Turning radius - inside	1.68 m	5 ft 6 in
Turning radius - outside	4.50 m	14 ft 9 in
Controls	12V DC proportional	
Tyres	315/55 D20	

Power

Power source	Deutz D2011 L03i diesel, 3 cylinder 49hp (37kW) Stage IIIA Deutz TD2.2 L3 turbo diesel, 3 cylinder 49hp (37kW) Stage V	
Auxiliary power unit	12V DC	12V DC
Hydraulic tank capacity	83 L	22 gal
Fuel tank capacity	64.4 L	17 gal

Sound & Vibration Levels

Sound pressure level (ground workstation)	87 dBA	87 dBA
Sound pressure level (platform workstation)	82 dBA	82 dBA
Vibration	<2.5 m/s ²	<8 ft 2 in/s ²

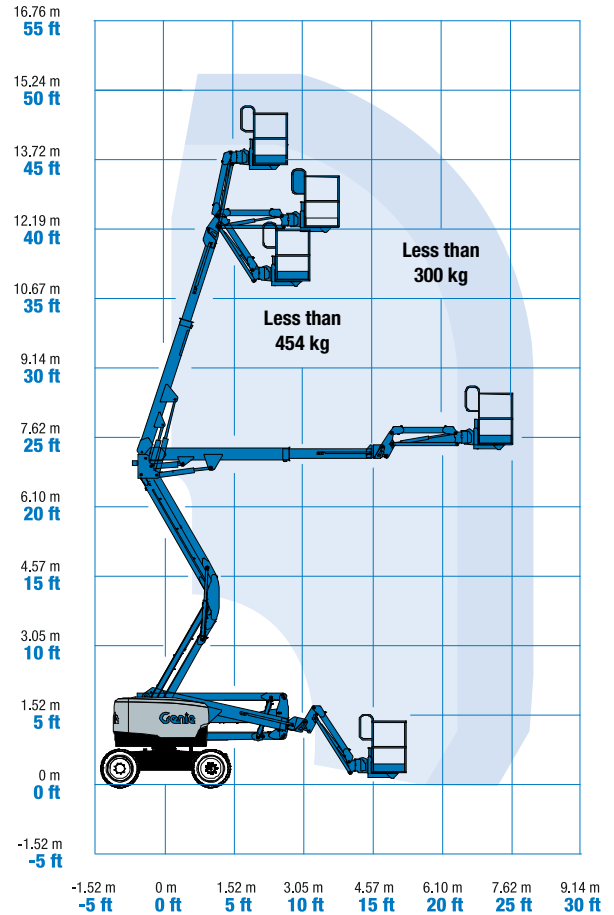
Weight****

CE 4WD (foam filled tyres)	7,421 kg	16,360 lb
----------------------------	----------	-----------

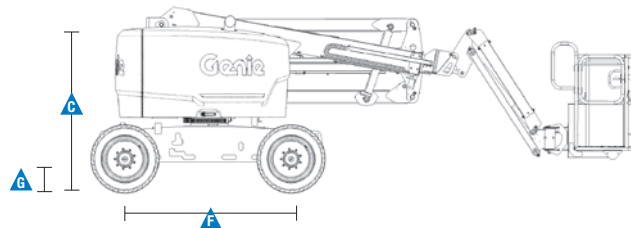
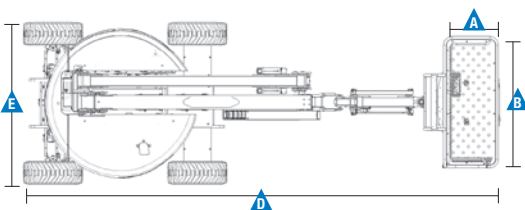
Standards Compliance

EU Directives: 2006/42/EC - Machinery
(harmonized standard EN 280:2013+A1:2015);
2014/30/EU (EMC); 2000/14/EC (Outdoor Noise)

Range Of Motion Z-45 XC



* The metric equivalent of working height adds 2 m to platform height. U.S. adds 6 ft to platform height.
** In lift mode (platform raised), the machine is designed to operate on firm, level surfaces only.
*** Gradeability applies to driving on slopes. See operator's manual for details regarding slope ratings.
**** Weight will vary depending on options and/or country standards.



Features

Standard Features	Easily Configured To Meet Your Needs	Options & Accessories
-------------------	--------------------------------------	-----------------------

Measurements

Z-45 XC

- 15.86 m (51 ft 6 in) working height
- 7.55 m (24 ft 9 in) horizontal reach
- 7.44 m (24 ft 5 in) up and over clearance
- Unrestricted lift capacity of 300 kg (660 lb) with restricted envelope of 454 kg (1,000 lb)

Productivity

- Self-leveling platform
- Hydraulic platform rotation
- Proportional joystick controls
- Telematics-Ready Connector
- Thumb rocker steering
- Drive enable
- Chassis tilt drive function cut-out
- AC power cord to platform
- Horn
- Hour meter
- Tilt alarm
- Descent & travel alarms
- Flashing beacon
- 355° non-continuous turntable rotation
- Positive traction drive
- Zero tailswing
- Dual parallelogram for vertical wall tracking
- Two speed wheel motors
- Lift Connect[™] Telematics
- Lift Guard[™] Contact Alarm
- Lift Tool[™] Work Tray

Power

- 12 V DC auxiliary power
- Engine protection package
- Deutz intake air heater
- Swing out engine tray

Platform

- Steel 1.83 m (6 ft) dual entry with sideswing gate (standard)

Jib

- Articulating 1.52 m (5 ft) jib boom

Power

- Deutz D2011 L03i diesel, 3 cylinder 49hp (37kW) Stage IIIA
- Deutz TD2.2 L3 turbo diesel, 3 cylinder 49hp (37kW) Stage V

Drive

- 4 x 4

Axle

- Active oscillation

Tyre Options

- Rough terrain foam-filled (standard)
- Rough terrain non-marking foam-filled



Productivity

- Half mesh platform⁽¹⁾
- Platform auxiliary top rail
- Air line to platform
- Power to platform: plug, socket, with optional Residual-current Circuit Breaker with Overcurrent protection
- Work lights package (2 on chassis, 2 on platform)⁽¹⁾
- Biodegradable hydraulic oil
- Chassis tilt lift function cut-out (software setting)
- Track & Trace⁽²⁾ (GPS unit providing machine location & operating information)
- Lockable platform control box cover
- Tool tray⁽³⁾
- Operator Protective Structure⁽³⁾
- Fall Arrest Bar^(3,4)
- Panel cradle package^(1,4)
- Half mesh platform inserts
- Full mesh platform inserts

Power

- Lift Power[™] 3kW AC generator, 110V/50Hz or 220V/50Hz
- Diesel catalytic scrubber muffler with spark arrestor⁽¹⁾
- Engine gauge package (oil pressure & temperature and voltage)⁽¹⁾
- Low temperature cut-out module
- EMEAR Cold Start kit: Inc. Engine heater & battery charger

⁽¹⁾ Factory-fit option only

⁽²⁾ Includes a first 2 years subscription

⁽³⁾ Aftermarket only

⁽⁴⁾ Fall arrest bar not available with panel cradle and viceversa



AJ Access Platforms Ltd

Pill Way, Severn Bridge Industrial Estate, Caldicot Monmouthshire, NP26 5PU, United Kingdom. Phone: +44 (0) 1291 421 155 Email: info@accessplatforms.com, sales@accessplatforms.com

Worldwide Manufacturing And Distribution

Australia · Brazil · Caribbean · Central America · China · France · Germany · Italy · Japan · Korea · Mexico · Russia · Southeast Asia · Spain · Sweden · United Arab Emirates · United Kingdom · United States

Product specifications and prices are subject to change without notice or obligation. The photographs and/or drawings in this document are for illustrative purposes only. Refer to the appropriate Operator's Manual for instructions on the proper use of this equipment. Failure to follow the appropriate Operator's Manual when using our equipment or to otherwise act irresponsibly may result in serious injury or death. The only warranty applicable to our equipment is the standard written warranty applicable to the particular product and sale and we make no other warranty, express or implied. Products and services listed may be trademarks, service marks or trade names of Terex Corporation and/or their subsidiaries in the USA and many other countries. Genie is a registered trademark of Terex South Dakota, Inc. © 2020 Terex Corporation.

