

# ZOOMLION

## ZA32RJE

### ELECTRIC ARTICULATING BOOM LIFT



## FEATURES

### Standard Features

- Proportional control
- All motion alarm
- Flashing beacon
- Self-closing entry rod
- Emergency descent system
- Emergency stop button
- Auto-leveling system
- On-board diagnostic system
- Over tilt protection system
- Solid seamless tire
- Load sensing system
- 4.3' LED display
- Horn
- Timer
- Jib rotation
- Vertical lifting function
- Thumb joystick for steering
- 35A battery smart charger
- Electric quantity display
- Low electric quantity protection

### Accessories & Options

- Platform light
- AC power to platform
- Air line to platform
- Electric auxiliary pump
- Platform console cover  
(Adjust rated capacity to 210kg)
- Secondary guarding system
- Low-temperature hydraulic oil
- Synthetic biodegradable hydraulic oil

## HIGHLIGHTS

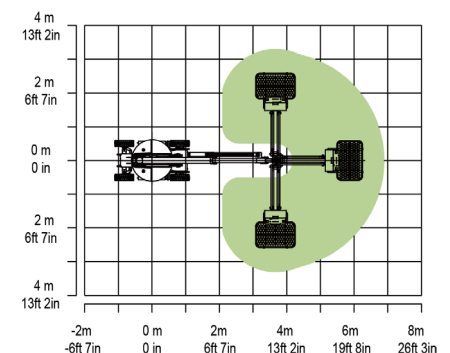
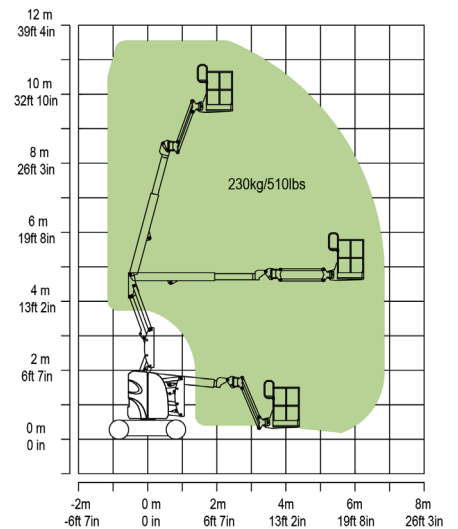
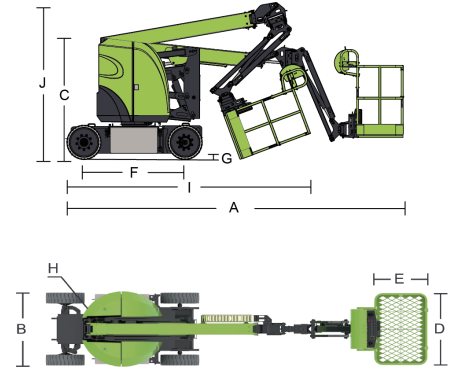
- Center layout, great structural rigidity, and small boom deflection
- Advanced dual control system (valve control + pump control) offers a energy-saving, smooth and efficient control
- Accuate and efficient AC motor provides strong power and stable control  $\pm 90^\circ$  Jib rotation offers great up and over height
- Compact dimension of 1.2m stowed width, ideal for narrow working conditions
- Tubular batteries feature long working time and lifespan, and easy for maintenance

**ACCESS WITH ZOOMLION GREEN**



## ZA32RJE

Model	ZA32RJE
<b>Size</b>	
Work Height	37ft 11in (11.55m)
Platform Height	31ft 4in (9.55m)
Horizontal Outreach	20ft 6in (6.25m)
Up and Over Height	15ft 1in (4.6m)
A - Stowed Length	18ft 1in (5.5m)
B - Stowed Width	3ft 11in (1.19m)
C - Stowed Height	6ft 6in (1.98m)
D - Platform Length	3ft 10in (1.17m)
E - Platform Width	2ft 6in (0.76m)
Jib length	4ft 1in (1.24m)
F - Wheelbase	5ft 5in (1.65m)
G - Ground Clearance	4in (0.1m)
I - Transport Length (Jib tucked under)	13ft (3.95m)
J - Transport Height (Jib tucked under)	8ft (2.45m)
<b>Performance</b>	
Platform Capacity	507lbs (230kg)
Drive Speed	3.11mph (5km/h)
Gradeability	35% (19°)
Turning Radius (Inside)	5ft 7in (1.7m)
Turning Radius (Outside)	10ft 8in (3.25m)
Turntable Swing	355° non-continuous
Jib Swing	±90°
Platform Rotation	±90°
H-Tail Swing	0m
Max. Wind Speed	28mph (12.5m/s)
<b>Power</b>	
Battery	24x2V/330Ah
Charger	48V/35A
Drive Motor	AC 48V/6hp (AC 48V/3.3kW)
Lift Motor	DC 48V/6hp (DC 48V/4.5kW)
Auxiliary Power	Manual pump
Hydraulic Tank Capacity	3.96 us gal (15L)
<b>Weight</b>	
Gross	14440lbs (6550kg)



Range of Motion ZA32RJE