

ZOOMLION

ZS4555DC-Li

LI-ION BATTERY POWERED SCISSOR LIFT



FEATURES

Standard Features

- BMS(Battery Management System)
- Proportional controls
- All motion alarm
- Fold-down handrails
- Flashing amber beacon
- Self-closing entry gate
- Autobrake system
- Emergency descent system
- Emergency stop button
- Load sensing system
- Horn
- On-board diagnostic
- Over tilt protective system
- Active pothole protection system
- Drivable at full height
- Hour meter
- Extension deck (unidirectional)
- Charging protection system
- Scissor maintenance prop
- Forklift pockets
- Load sensing system
- AC power to platform

Accessories & Options

- Platform work lights
- Air line to platform
- Overhead protection bar

HIGHLIGHTS

Cutting-Edge Driving System with Lithium Power

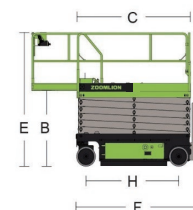
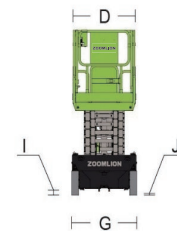

- Maintenance-free Lithium-ion battery
 - Up to 3 times life span than traditional wet/dry cell battery
 - Duty cycle time 20-30% increased compared to traditional wet/dry cell battery
 - Can be operated without loss of duty time down to -20 degrees, ideal for work in cold store environment
 - 5-year warranty
- Quick-charge technology save time
- Preheating function built-in for cold weather regions
- Smart Battery Management System (BMS) guarantees safety power

ACCESS WITH ZOOMLION GREEN



ZS4555DC-Li

Model	ZS4555DC-Li
Size	
Work Height	51ft 6in (15.7m)
A-Platform Height-Elevated	44ft 11in (13.7m)
B-Platform Height-Stowed	5ft 1in (1.54m)
C-Platform Length	8ft 9in (2.67m)
D-Platform Width	3ft 8in (1.12m)
Platform Extension	3ft (0.91m)
E-Overall Height (Rails Up)	8ft 10in (2.68m)
Overall Height (Rails Down)	7ft 1in (2.15m)
F-Overall Length	9ft 5in (2.87m)
G-Overall Width	4ft 7in (1.4m)
H Wheelbase	7ft 3in (2.22m)
I-Ground Clearance (Stowed)	4.5in (0.11m)
J-Ground Clearance (Raised)	0.75in (0.02m)
Performance	
Platform Capacity	570lb (260kg)
Capacity on Deck Extension	250lb (113kg)
Max. Number of Workers	2
Drive Speed (Stowed)	2.5mph (4km/h)
Drive Speed (Raised)	0.5mph (0.8km/h)
Turning Radius (Inside)	4in (0.1m)
Turning Radius (Outside)	8ft 6in (2.6m)
Lifting Motor	24V/4.5KW
Drive Motor	24V/2X0.75KW
Up/Down Time	88/60s
Gradeability	25% (14°)
Max. Working Slope (Lateral/Vertical)	1.5°/3°
Control	Proportional Control
Drive	Front Wheels
Brake	Front Wheels
Tire	Ø15in×5in (Ø381mm×127mm)
Power	
Battery	230Ah Li-ion
Charger	24V/30A
Charger (Option)	24V/60A
Weight	
Gross	7560lb (3430kg)



A **battery management system (BMS)** is any electronic system that manages a rechargeable battery (cell or battery pack), such as by protecting the battery from operating outside its safe operating area, monitoring its state, calculating secondary data, reporting that data, controlling its environment, authenticating it and/or balancing it.