

ZOOMLION



ZT88JE

ELECTRIC TELESCOPIC BOOM LIFT

FEATURES

Standard Features

- Horn
- Proportional control
- All motion alarm
- Flashing beacon
- Self-closing entry gate
- Emergency descent system
- Emergency stop button
- Secondary Guarding System
- Auto-leveling system
- On-board diagnostic system
- Tilt protection system
- Oscillating axle
- Load sensing system
- 4.3' Led display
- Swing-out engine tray

Accessories & Options

- Platform work light
- AC power to platform
- Air line to platform
- Low-temperature hydraulic oil
- Synthetic biodegradable hydraulic oil
- Non-marking tire

HIGHLIGHTS


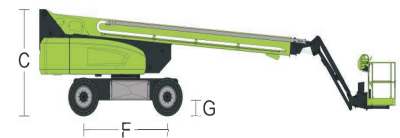
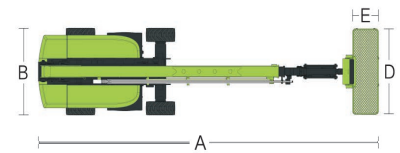
- Customized lithium-ion battery features green, environmental protection, lownoise and zero-emission, ideal for construction and plant maintenance.
- lithium-ion batteries combined with excellent energy management system provide longer running time.
- Low-temperature regenerative current control and power self-adaptive control effectively improve the safety of Li-ion battery and greatly prolong the batteries service life of at least 10%.
- Provide a variety of standard charging plugs and 10A/16A/32A multi-power optional charging mode featuring strong charging adaptability.
- Brand-new appearance with lightweight GFRP composite material hood and integrally formed coating features anti-corrosion, heat preservation, aging resistance and easy cleaning.
- Assembled large-opening component box, open-close hood, and a variety of reserved inspection hole easy to service.
- Accurate and efficient traveling AC drive system provides strong power and stable control.
- Gradeability reaches 45% and motor is maintenance-free for its lifetime.

ACCESS WITH ZOOMLION GREEN



ZT88JE

Model	ZT88JE
Size	
Work Height	94ft 2in (28.70m)
Platform Height	87ft 7in (26.70m)
Horizontal Outreach	82ft 6in (22.1m)
A - Stowed Length	39ft 1in (11.91m)
B - Stowed Width	8ft 2in (2.49m)
C - Stowed Height	9ft 3in (2.82m)
D - Platform Length	8ft (2.44m)
E - Platform Width	3ft (0.91m)
Jib Length	6ft (1.83m)
F - Wheelbase	9ft 2in (2.80m)
Tread	6ft 11in (2.49m)
G - Ground Clearance	1ft 4in (0.41m)
Performance	
Platform Capacity (Unrestricted/Restricted)	660/1000lb (300/454kg)
Drive Speed (Stowed)	3.42mph (5.5km/h)
Gradeability	45% (24°)
Turning Radius (Inside)	10ft 2in (3.11m)
Turning Radius (Outside)	20ft 3in (6.16m)
Turntable Swing	360° continuous
Platform Rotation	±90°
Tail Swing	5ft 3in (1.61m)
Jib Rotation	130° (-55°~75°)
Max. Wind Speed	28mph (12.5m/s)
Power	
Battery	80V
Charger	5KW/80V
Drive Motor	5.2KW
Lifting Motor	30KW
Auxiliary Power	12V DC
Hydraulic Tank	32 US gal (120L)
Weight	
Gross	39462lb (17600kg)



Range of Motion ZT88JE